

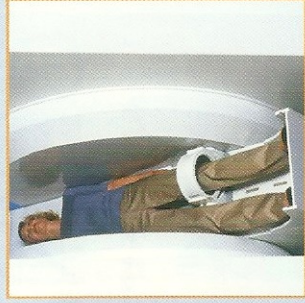


exam preparation: relaxed and easy

A Washington Open MRI exam is fast, easy and usually *does not* require special preparation.

Open

- Patients should discuss any concerns with their Washington Open MRI patient advocate or with their doctor. They should advise the MRI technologist if they have ever been a metal worker or anything else that they may feel is important before beginning the exam. (Such as pacemaker, surgical staples, dental bridges, dorsal column stimulator, metal implants, shrapnel, pregnancy, aneurysm clips, hearing aid, cochlear implants, inferior vena cava umbrella)
- Patients eat their regular foods and engage in their normal routines on exam day, unless otherwise instructed by their physician.
- Patients must remove *any* article of clothing, jewelry, make-up or other accessory containing *any* amount of metal.
- Patients should store wallets or hand bags containing magnetically encoded strips in a securely locked place outside the scanning area (lockers provided).
- Patients should bring previous studies concerning the area to be scanned (X-rays, CTs, previous MRIs).



to EXCELLENCE

quality insured

Washington Open MRI participates with most major insurance companies. It's just one more way we can make the total MRI experience relaxed and hassle-free.

- State-of-the-art technology for the highest degree of diagnostic accuracy
- No narrow tubes, claustrophobic tunnels or loud noises, you can even watch TV!
- Courteous, professional staff
- Most results provided within 12 to 24 hours
- The world's first High-Field Strength Stand-Up Open MRI
- Comfort, Control, Convenience
- Board certified radiologists
- Radiologists subspecialties including orthopedics and neuroradiology
- AART certified MRI technicians
- Personalized film delivery
- State-of-the-art transcription service
- Flex Scheduling including, early morning, evening and weekend appointments

the exam: quick and easy

- Simple and painless, the MRI exam is usually completed in just 45 minutes.
- Patients are made comfortable on the scanning bed or seat with help from their Washington Open MRI technologist and the aid of pillows or pads. The technologist positions a coil around the area of the body to be examined.
- Patients lie or sit still in the open MRI scanner while the images are taken.
- Patients are encouraged to relax by having a family member or friend sit nearby.
- Washington Open MRI scanning machines are quiet during operation, unlike traditional tunnel MRI machines.
- Patient's can watch T.V. during their MRI exam at WOMRI's Stand-Up Open MRI's.



www.washingtonopenmri.com

1.866.MRI.ASAP(674-2727)

image of excellence

Doctors demand excellence - from themselves, their colleagues, equipment and staff. Discerning patients demand the same. At Washington Open MRI, we are literally the image of excellence.

From our highly-trained professional staff to our state-of-the-art equipment, count on Washington Open MRI to reflect our clients' impeccable standards for quality care and professionalism. The doctors, radiologists and technologists at Washington Open MRI perform quality MRI exams to produce the most exact images available.



But our professional service isn't confined to the exam room.

From the appointment desk to the business office, the records room to the waiting room, our clients see the difference pride, professionalism and a dedication to excellence make. At every contact point, they feel the difference in comfort, control, convenience and caring.

WASHINGTON OPENMRI

1.866.MRI.ASAP (674-2727)

* Rockville

15005 Shady Grove Rd. Suite 110
Rockville, MD 20850
PHONE: (301) 424-4888
FAX: (301) 424-5260

* Chevy Chase

5530 Wisconsin Avenue Suite 529
Chevy Chase, MD 20815
PHONE: (301) 656-6399
FAX: (301) 656-6765

* Greenbelt

7399 Hanover Parkway
Greenbelt, MD 20770
PHONE: (301) 220-3003
FAX: (301) 441-8889

* Oxon Hill

6196 Oxon Hill Rd. Suite 110
Oxon Hill, MD 20745
PHONE: (301) 567-0986
FAX: (301) 567-3502

* Clinton

9135 Piscataway Rd. Suite 106
Clinton, MD 20735
PHONE: (301) 877-8800
FAX: (301) 877-8808

* Prince Frederick

800 N. Prince Frederick Blvd.
Prince Frederick, MD 20678
PHONE: (410) 535-9066
FAX: (410) 535-9023

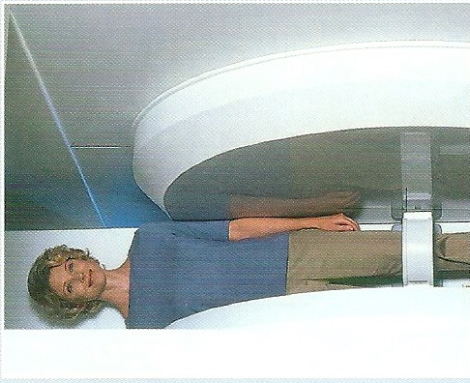
* Owings Mills

25 Crossroads Dr. Suite 180
Owings Mills, MD 21117
PHONE: (410) 356-0343
FAX: (410) 356-3403

* Denotes a center with the world's first high-field, weight bearing Open MRI.



www.washingtonopenmri.com



OPENMRI

"From the moment we spoke with the receptionist to set up the appointment to the time the radiologist told us we could go home, we were treated with the most personalized, caring consideration we could ever have hoped for. These people truly made what could have been a very stressful situation for both myself and my son a truly easy experience."

Susan
Gaithersburg, MD

WASHINGTON
OPENMRI